


# NORTH PITTSBURGH QUILTERS GUILD

## FEBRUARY 2014 NEWSLETTER

[www.npqg.org](http://www.npqg.org)



**All members are requested to please pick up your raffle tickets – if you have not already done so. Several members have requested additional tickets and they will be available at the next meeting. The “Raffle Quilt” is stunning and we want to get all the tickets sold. See Jan Merritt or Linda Williams**



Hi all,

Well here we are almost a whole month into a new year. I can't believe soon it will be Valentine's Day. We are into "The Frozen." The only thing this weather is good for is staying home and quilting. I'm sorry we had to miss Lisa Sauer's talk on organizing our scraps as I spent a day trying to do that without much success. I understand she is going to give us that great advice in May. It's a long time to wait.

I'm looking forward to our program in February as many of our members are participating. Many of you said you thought it was the best program we had last year when we did a similar program. We can all learn something new at every skill level. I'm always amazed at the high level of combined knowledge this group has.

The workshop with Sara Burnett was great. I know I enjoyed it and hopefully everyone else did. Thank you to Loretta for making the arrangements. If you finished your wreath, please bring it to the meeting for "show and tell."

I hope you are working on your quilt for the quilt show. The committee is working hard to put all the details in place so all we need now is quilts to show! Carol Hartman is going to tell us a little more about the judging process at our next meeting and hopefully, it will relieve your mind that having your quilt judged is a good thing to help improve your quilting.

Looking forward to seeing you at our next meeting, (let's hope we do not need to cancel again!)

Donna



**Challenge Quilt Participants** – Please bring your challenge quilt to the February meeting. Or, you can drop it off at Joann Fabrics on McKnight Road on Monday, Wednesday or Friday nights and Sunday until 2:30 PM - give to Carol Beck. Or, third option –take them to Carol Hartman’s house and put them in the cupboard on her porch. This is very important – if the participants are **not** planning to complete their slice, please let Carol know and return the path fabric. Carol needs your participation – please don’t let her down.

**A message from Helen Marcellus** Helen received a request for fabric and thread for The Good Samaritan Hospice. The following is what her sister-in-law sent her from them. Helen contacted Erin Middleton at the Good Samaritan main office. Marcella is a member of the Guild and has volunteered to pick up any donations at our next meeting or call her at 412-364-2942 and she will try to pick them up.

FABRIC DONATIONS NEEDED FOR MEMORY QUILT MINISTRY – Dear Concordia Lutheran Ministries Friends: Great news – we have four brand new Memory Quilt Makers joining our Volunteer Team for 2014! We have over 70 requests for these quilts each year—and that means a lot of fabric and thread. These men and women make a wonderful bereavement gift for our patient families who request them after loss of their loved one—and here is how you can help me. If you are hoping to clean out your home of any extra fabric and sewing notions this year, now is the time. I am trying to supply our new quilters with a “stash” of fabric so they do not have to go out and purchase more to start making quilts. They need all types and colors, prints and styles. If you have anything you can donate to us at this time, it would save Good Samaritan Hospice money as we sometimes need to reimburse our memory quilt makers if they have to purchase new fabric. Please consider donating fabric for our memory quilt ministry. You can turn it in to any of our in-patient units or our Wexford Office. If you desire, a “gift in kind” receipt can be given to you as you share your “extras”.



Call Erin Middleton at 724-933-8888

for more information.

## Programs – Loretta Crum

February – round robin featuring the following:

Carol Hartman – will explain the quilt judging process

Johanna Blanarik – will demo new “unsewing” tool

Louise Warner – will demo Cameo cutter

Amelia Martine – will demo mitering ruler

Vivian Benton – will demo some specialty rulers

Jan Merritt – to be announced

March – Betty Kania will coordinate our community service project

April – Lecture and workshops with Jan Krentz. The weather interfered with our finalizing the details so they'll be announced in an interim message as well as in the March newsletter.

May – Lisa Sauer will discuss scrap quilting and show us how to organize one's scraps. This will be followed by a Fabric Frenzy, so each member should bring about a yard's worth of fabric pieces (or a full piece, if desired) to exchange. Bring scissors for cutting.

## Membership – Deb Thompson

We welcome new Guild Member *Marie Pfau*.

## Fundraising – Marilyn MacArthur

Hello Again Everyone! Due to the weather cancellation of our January meeting, we will be having **Cup and a Quarter** in February. So, bring those cups you had ready and your Fat Quarters. Nancy Jeffries will be handling this for me, assisted by Maureen Kennedy. They will also have some leftover all-occasion cards to sell for \$.25 or \$.50 depending on the size. Thanks so much for all your generous contributions to our Fundraising Treasury – it has been a very interesting and **“FUN”** activity and I hope you all are happy with your new cups – time for hot chocolate with marshmallows!!! (FYI – Marilyn is in Florida getting a tan. She hopes to be back in time for the Quilt Show.)

**Hospitality – Sylvia Lynn** – With this cold weather keeping all of us at home, we know that everyone will be ready to come out and gather on February 4<sup>th</sup> for Quilt Guild. Therefore, the Hospitality Committee is requesting “Goodies” for our Fat Quarter in February. Please send an email to [Barbara.Turke@gmail.com](mailto:Barbara.Turke@gmail.com) or [Sylviaklynn@gmail.com](mailto:Sylviaklynn@gmail.com) if you can provide a food for our February meeting. We're hoping for 10 contributions. Thank you in advance. We will have the coffee and tea ready and waiting for you.

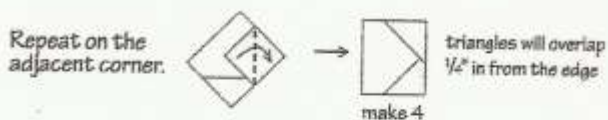
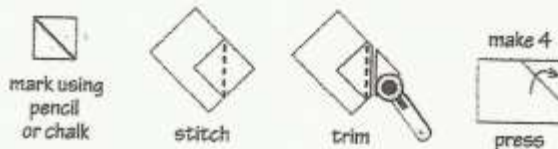
**President's Block** – Donna Martin has done a fabulous job heading up our Guild this year. Donna's leadership has provided us with a fun-filled picnic, a fantastic Christmas party/auction, many programs and lots of new ideas. A great way to thank her is to make her a block. These will all be collected and presented to Donna at our Annual Dinner. Give completed blocks to Jan Merritt.

## PRESIDENTS BLOCK

This is the same star we made for our Community Service quilt. If you have batiks in your scrap bag, please use them. If you do not have a batik on hand, use something that looks like a batik. Any color except black or a very dark brown will be great. Make the star all the same fabric. Please use a light cream background. (It does not need to be a batik) Don't forget to write your name on one of the cream squares.

PIECES FOR ONE STAR:	BACKGROUND	PRINT
	4 - 3½" x 4½"	B - 2½" x 2½"
	4 - 3½" x 3½"	1 - 4½" x 4½"

- J. Mark a diagonal line on the wrong side of eight 2½" <sup>STAR</sup> print squares. Place a marked square on the corner of four 3½" x 4½" background rectangles *exactly as shown*. Stitch on the line. Trim corner, leaving ¼" seam allowance. Press toward corner.

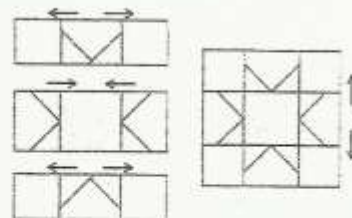


### TERRY'S TIP

- To keep your machine from "eating" the corners when you begin stitching in Step J:
- start by stitching across a scrap of fabric.
  - take one stitch off the edge of the scrap, ending with the needle down.
  - lift the presser foot and position the corner of the Step J unit right up against the needle.
  - continue chaining the units through.
  - stitch across another scrap at the end, leaving the scrap under your presser foot when you clip threads.



- K. Arrange the Step J units around a 4½" print square as shown. Place 3½" background squares at the corners. Stitch into rows, pressing in the direction shown by the arrows. Stitch the rows together. Press.



## Community Service – Betty Kania

Thanks to all who have turned in your star blocks and donated fabrics. I would appreciate the remaining stars to be turned in at the February meeting. New kits will be available for Step 2 in finishing the blocks before the quilt tops are completed. The March meeting will be our workshop and hopefully we can complete our tops at that time. If anyone can get theirs to me before March, it would be appreciated. Thanks again.

FYI – There will be an article about our local QOV group in the February issue of “Northern Connection”.



## Everyone loves a bargain!

For your information, Piecing It Together will be holding two special sales – February 1 and February 2. Saturday, February 1 is the anniversary of PIT. All fabric will be 30% off. Sunday, February 2, is Super Bowl Sunday – all fabric will again be 30% off. Lots of games to win prizes as well as some pretty decent snacks (LOL).

The Gallery of Fabric (Mercer) will be holding a Super Bowl Weekend Sale – January 31, February 1 and February 2 (10 to 5 daily) 20% off one yard cuts of more – notions, books and patterns. Sale fabric already marked down will be an additional 20% off. Books, patterns, in stock kits and notions 20% off. Refreshments and Door Prizes.

The Quilt Company (Allison Park) is holding a “Panty Raid” from February 1 through February 15. For a \$5.00 donation you will receive 10% off your entire purchase. Donations will go to purchase thermal underclothing for disadvantaged women.

REMEMBER TO BRING TO THE MEETING ON FEBRUARY 4 THE FOLLOWING ITEMS:

Cup and a Quarter

“Show and Tell” wreath

Slice for the challeng quilt

Goodies