

North Pittsburgh Quilters Guild

Newsletter - March, 2010

www.npqg.org

President's Message

In just a few weeks, NPQG will be having its bi-annual Quilt Show. This is a sure sign of Spring. After this last week of snow, I am so ready for a sign of warmer weather, and a little bit of green. I am enthusiastically looking forward to the opening of our Quilt Show. I can't wait to see a quilt with flowers, bright colors, or anything else that reminds me of Spring.

Sue, Ruth, and their Show Committee have been working really hard to make the show a success. The Show is, however, a joint effort of all Guild members. Without you and your contributions, there would be no Show. Your help is needed, not only submitting an entry, but selling Raffle Tickets, helping with Set Up, take down, manning the Admission Table, the Guild Table, the kitchen, White Glove Ladies, etc.. Having the Show open for 3 days requires a lot of manpower. Please help.

Did you know that Saturday, March 20 is National Quilting Day? What better way to observe this day than to attend the NPQG Quilt Show and see your quilt on display. What a proud feeling that is. See you at the Show.

Betty Kania, President

Meeting Schedule

Meetings begin at 7:30 p.m. at the Kearns Spirituality Center, LaRoche College, unless otherwise noted.

March 2, 2010 - Guest Vivian Benton will present a Trunk Show.

CUP & a QUARTER - Back by popular demand. Come to the meeting prepared to purchase a few raffle tickets to win your favorite cup. PINS for SALE - If anyone has made pins to sell at the Quilt Show, please bring them to the March meeting.

March 19, 20, 21, 2010 NPQG Quilt Show - "*Celebrate the Seasons!*" One more month to go to our quilt show.... see the Quilt Show Committee Announcement section below for more information.....

April 6, 2010 - Ideas for Creative Borders presented by Sheryl Robinson of Muddy Creek Originals. Sheryl will show many examples of border ideas for art quilts, traditional pieced quilts and landscape quilts. She'll also provide formulas for determining the size of border needed to keep your quilt balanced. So bring your camera, notepad and pen to help you remember all the imaginative ideas you'll learn from Sheryl.

May 4, 2010 - Judy Fenton, owner of Millcreek Sewing Center in Erie, PA, will conduct a *workshop on jackets* using various finishing techniques and have a *trunk show at our evening meeting*. Judy has presented workshops around the country and she, with Katherine Artines, demonstrated their creative jacket techniques with Nancy Zieman on the Sewing with Nancy show. Some information is on the workshops page of NPQG's website, details will be added as they become available. Meanwhile visit the store website at <http://www.millcreeksew.com>

June 1, 2010 - Annual Dinner

July 6, 2010 - Picnic

August ?, 2010 - Quilt n' Wilt

Committee Announcements

AQS Books - Hi Everyone -- Just wanted to remind you all that the AQS book flyers and order forms will be on the back table at the March meeting. We get 30% off if we place an order for 6 or more books, plus the regular sale prices are very good too. So let me know if anything appeals to you and I'll be glad to order it. Remember, you can NEVER have too many quilting books!!!!!!Marilyn

Hospitality - Thanks to everyone for the great snacks for Fat Quarters for the February meeting. Thanks, too, to the ladies who helped with setup and cleanup. Several people signed up to bring food for the March Meeting. I am looking forward to seeing you.Charlotte Kewish

Membership- Welcome back former member Annie Kaczmarek! Annie's email is akacz@verizon.net
Lynn Noel has a new email address: peggy1900@hotmail.com

→ Don't forget to update your Membership Directory! ←

Quilt Show - CELEBRATE THE SEASONS QUILT SHOW - It's time to Celebrate the Seasons! March is here and everyone is ready to put on a wonderful show. We have over 100 quilts entered and twelve vendors have signed up to participate. A number of these vendors are new to our show and it will be exciting to see new things. Gloria Horne has graciously donated a sewing machine for raffle -- a special one which will attract a lot of attention. This is a small Bernina, black with gold trim and autographed by no less than Mario Lemieux! The hockey fans in attendance will love this!

We have a beautiful raffle quilt and tickets are selling. Please be sure to sell yours and return the money to Pat Barry or Nancy Smith. If you need more tickets, you can still get them at the March meeting. Unsold tickets should be returned to Pat or Nancy no later than the first day of the show so that we have them available for sale during the show days.

If you have entered a quilt, you should have received information from Joyce Fugini regarding drop-off of the quilt before the show. Please be sure to contact the person with whom you will be leaving the quilt to schedule an appointment. And, most important, hold on to the receipt you will be given then, because you or the person picking up your quilt at the end of the show **MUST** have the receipt in order to get the quilt.

If you have not signed up with Debby Helmstetter to work at the show, please get in touch with her or see her at the March meeting. Three days requires a lot of staffing and we need everyone to volunteer a few hours to help make the show a success. If you would like to order box lunches for the days you are working, please see Betty Kania for information.

Most of all, please invite your friends and relatives to attend the show and enjoy our beautiful quilts. If you have any questions, please contact Sue or Ruth.

A reminder: we are still collecting items for the Charm baskets. We are in need of notions.

Sunshine - Cards of sympathy were sent to Deanna Scully Smith at the death of her husband, and to Barb Thompson at the death of her father. A get well card was sent to Eva Wittman. Please call or email me with good news and information or cares, concerns and information of illnesses, hospitalizations, and deaths. Ruth Anthony, 412-767-4098 dkaruth@peoplepc.com

Website - If you have some quilting equipment or fabric for sale, are looking for some special fabric, or have a quilting request or announcement, let us post it for you on the *Member's Bulletin Board* at our guild's Website. Contact webmistress Beth Haubach bhaubach59@msn.com

=====
Upcoming Quilt Events

April 8 - 10, 2010 (Thursday thru Saturday) 10th Annual Amish Country Quilt Show, Buckeye Event Center, 624 Henry Street, Dalton, OHIO 44618. For more information call 412-372-8130

April 15 - 17, 2010 (Thursday thru Saturday) 27th Annual Quilt show: "Nine Patch" sponsored by Three Rivers Quilters, IBEW Circuit Center, Five Hot Metal Street, South Side, Pittsburgh, PA 15203. Visit www.threeriversquilters.org/quiltshow.html for more information.

For a complete list of local quilt events, visit Quilt Pittsburgh at www.quiltpittsburgh.org/QPevents.html

=====

Member Announcements & Tips

Here is my tip for anyone who decides to rip out a long seam. You know how you always have all those tiny threads. First use a good pointed tweezer to pull the remaining threads and then deposit them onto a lint roller. Hope it helps..... Lisa Sauer

Officers-

President: Betty Kania
Vice President: Deanna Scully Smith
Treasurer: Harvene Lynch

Secretary: Nancy Jeffries
Members at Large: Mary Lou Dunlop, Muriel Petschke

Committee Chairs-

AQS Books: Marilyn MacArthur
Community Service: Donna Martin
Historian: Arlene Timmons
Hospitality: Charlotte Kewish
Membership: Vicki Fitzsimmons

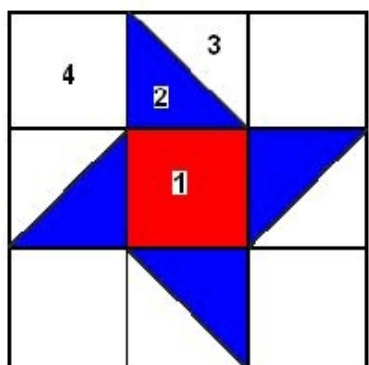
Newsletter: Mickie Swall
Programs: Carol Hartmam, Loretta Crum
Quilt Show: Sue Orleman, Ruth Anthony
Sunshine: Ruth Anthony
Website: Beth Haubach

Your guild newsletter will be published monthly throughout the year and will be emailed and/or snail-mailed to you by the last Tuesday of each month. Your contributions and input are welcomed. If you have articles, website links, information or stories of interest to your fellow guild members, please submit them to me by the 20th of the month for insertion in the following month's newsletter..... Mickie Swall mddks@consolidated.net

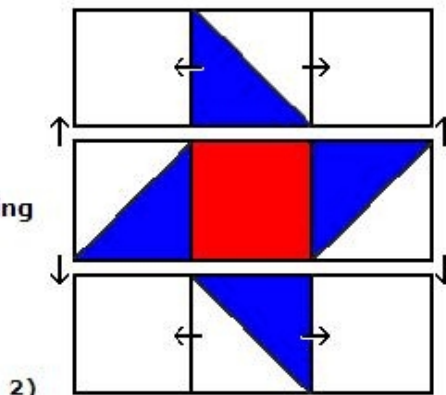
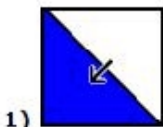
President's Block

NPQG members traditionally make the president a quilt block as a gift to show our appreciation for her leadership and service. Betty chose the Friendship Star for her block. You can choose to make a **6 inch or a 9 inch block**. Betty enjoys scrappy quilts so dig into your stash and find something pretty to use for your block. The finished blocks will measure 6 ½ "and 9 ½ ". Finished blocks should be signed on one of the corner blocks by members and turned into Deanna Smith by the May meeting. If you have any questions please email Deanna Smith at deanna@comcast.net

Friendship Star



Piecing & Pressing



6" Block

- 1 - cut 1 square at 2 1/2"
- 2 - cut 2 squares at 2 7/8" →cut
- 3 - cut 2 squares at 2 7/8" →cut
- 4 - cut 4 squares at 2 1/2"

9" Block

- 1 - cut 1 square at 3 1/2"
- 2 - cut 2 squares at 3 7/8" →cut
- 3 - cut 2 squares at 3 7/8" →cut
- 4 - cut 4 squares at 3 1/2"